

# Overview of Home-Based Student Assignment and Equity Analysis

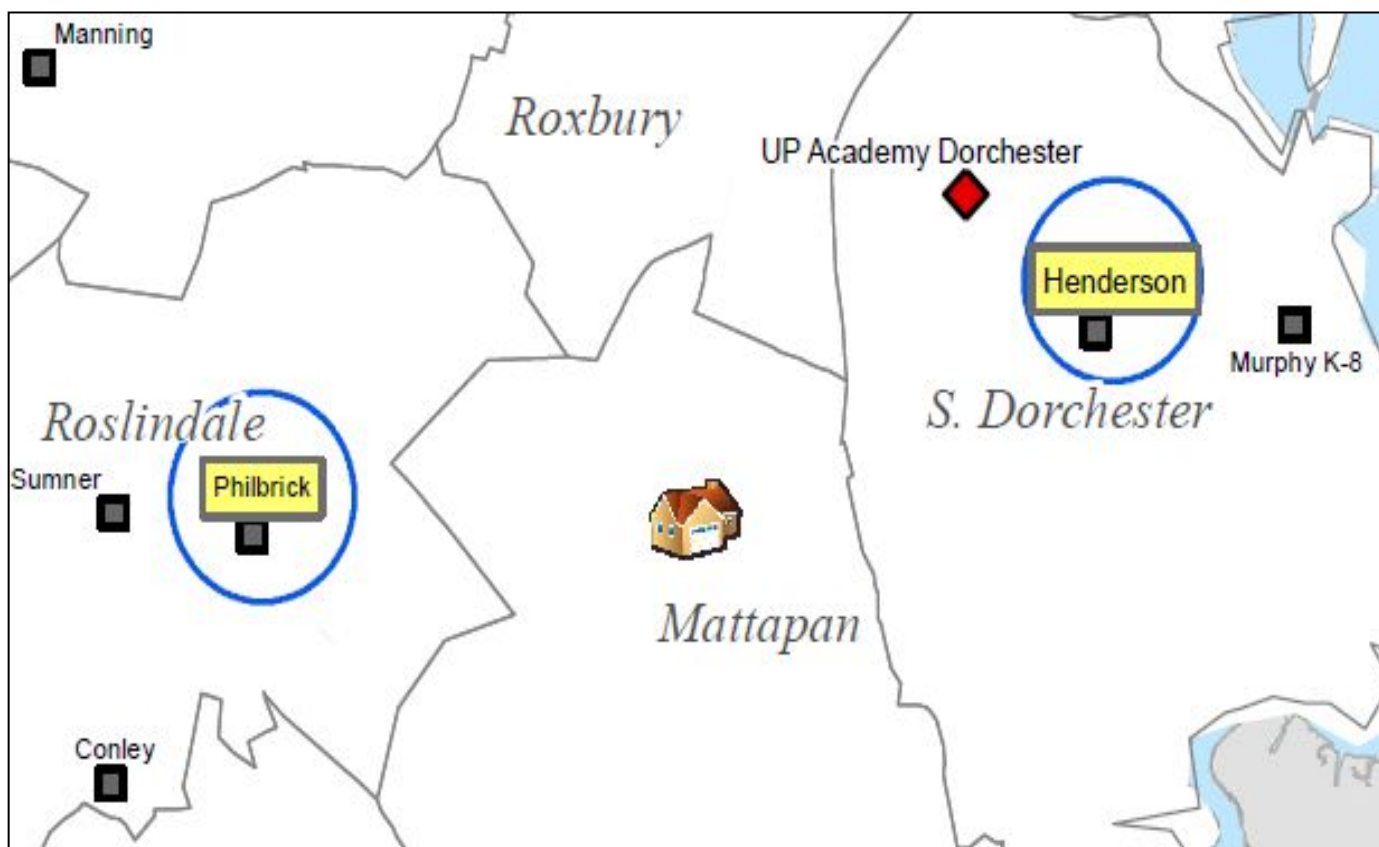
*Lisa Harvey*  
*Office of Engagement*

School Quality Working Group  
March 8, 2017

# What is Home-Based Assignment?

- New method of determining which schools students are eligible to attend
  - Replaced the 3-zone assignment system that had been in use.
  - Designed to ensure that every child has access to high-quality school options closer to home.
  - Every student has a customized choice list of schools based on their home address.
- External Advisory Committee appointed by the School Committee
  - Input from the community
  - “Closest Types” school choice study done by MIT doctoral candidate
- Adopted by the school committee in 2013
  - Implemented in school year 14-15 in Kindergarten and Grade 6
  - Additional grades to roll-on each year
- School Committee adopted School Quality Framework in 2014 (delayed implementation)

## STEP ONE: Using a student's address, first find the two closest tier 1 schools.



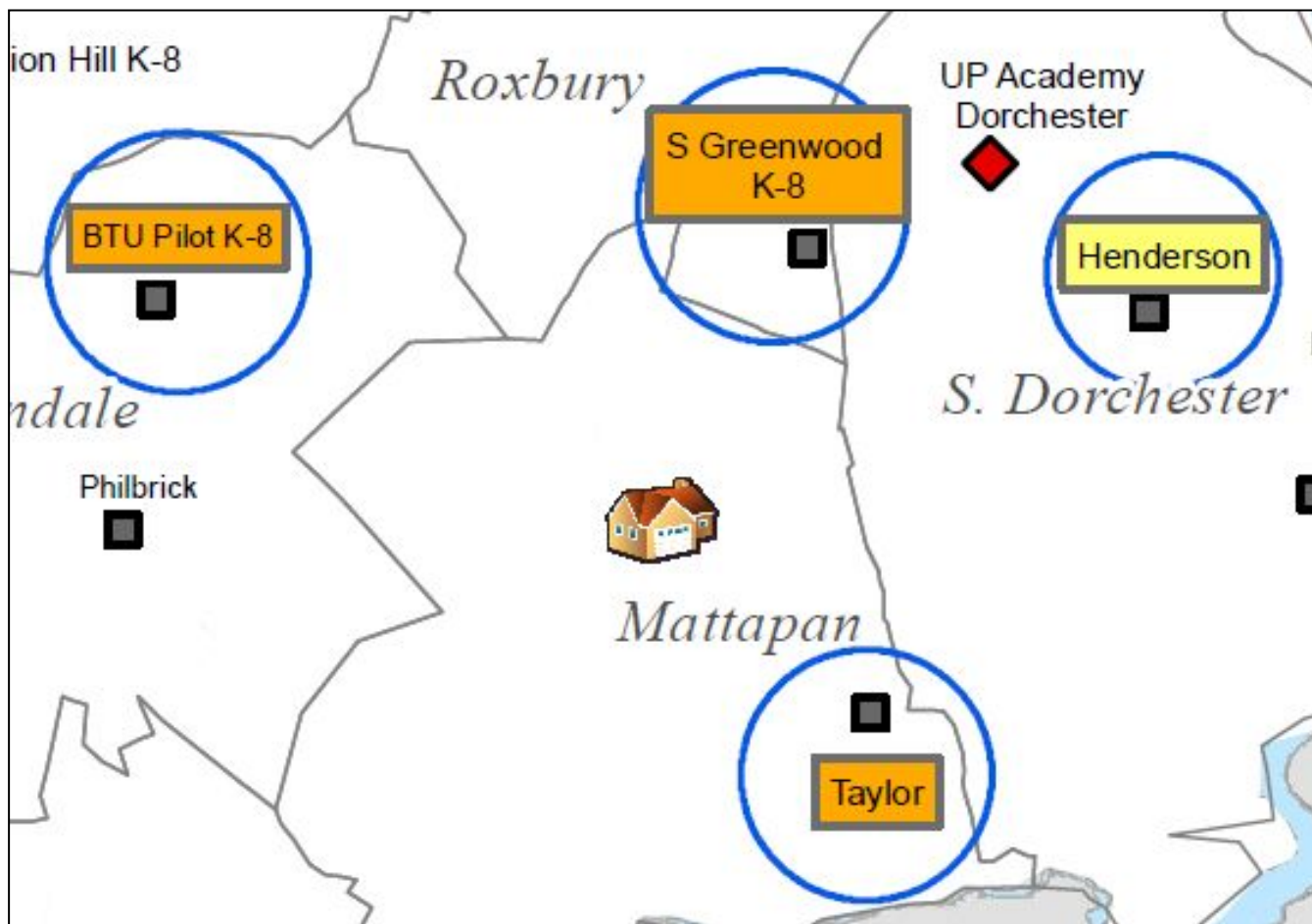
### Running School List

- Henderson (1)
- Philbrick (1)

### Legend

- |  |             |
|--|-------------|
|  | MCAS Tier 1 |
|  | MCAS Tier 2 |
|  | MCAS Tier 3 |
|  | MCAS Tier 4 |

## STEP TWO: Find the Four Closest Tier 1 or Tier 2 Schools.



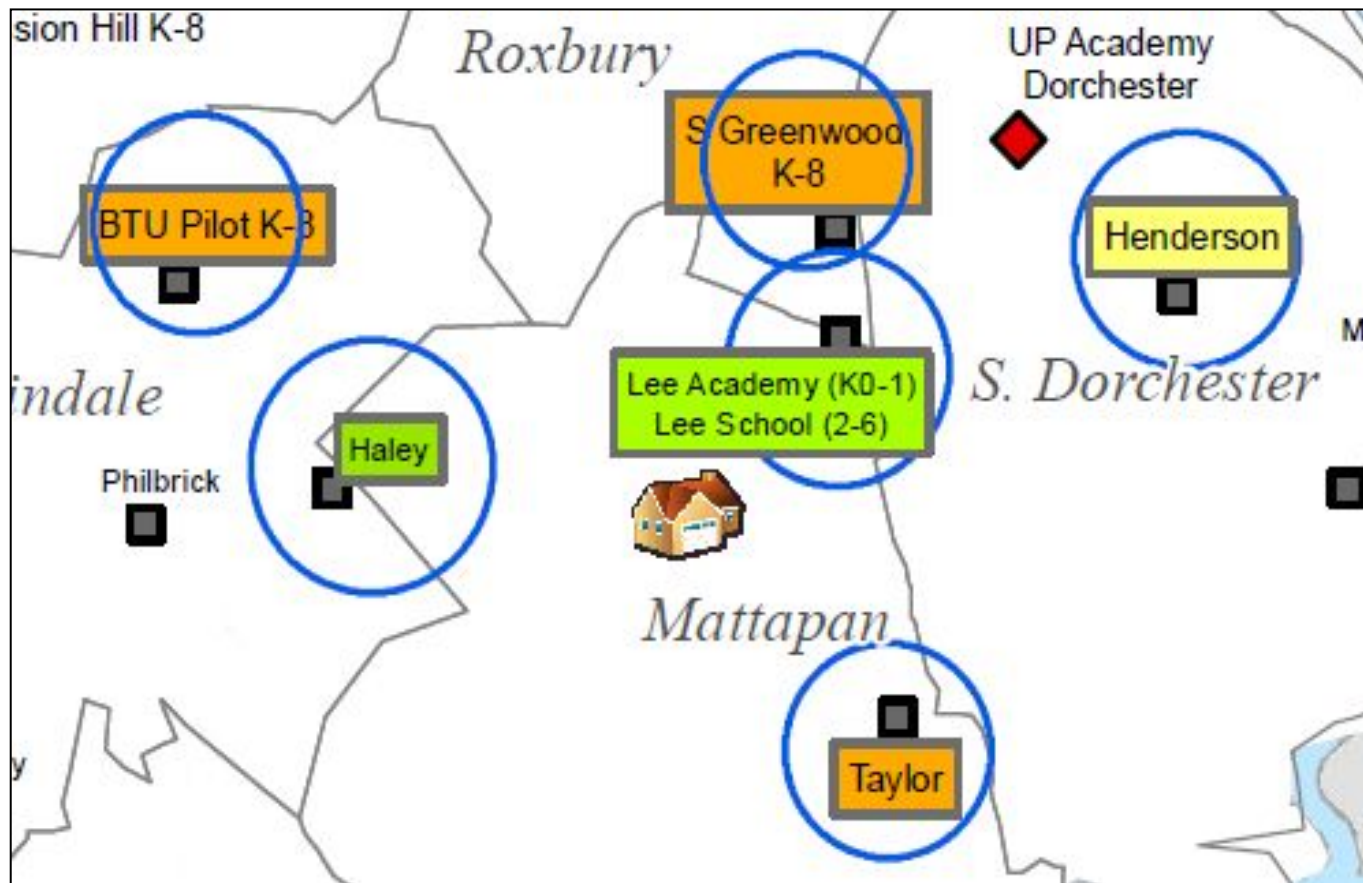
### Running School List

- Henderson (1)
- Philbrick (1)
- BTU K-8 (2)
- S. Greenwood (2)
- Taylor (2)

### Legend

- MCAS Tier 1
- MCAS Tier 2
- MCAS Tier 3
- MCAS Tier 4

## STEP THREE: Find the Six Closest Tier 1, Tier 2, or Tier 3 Schools.



### Running School List

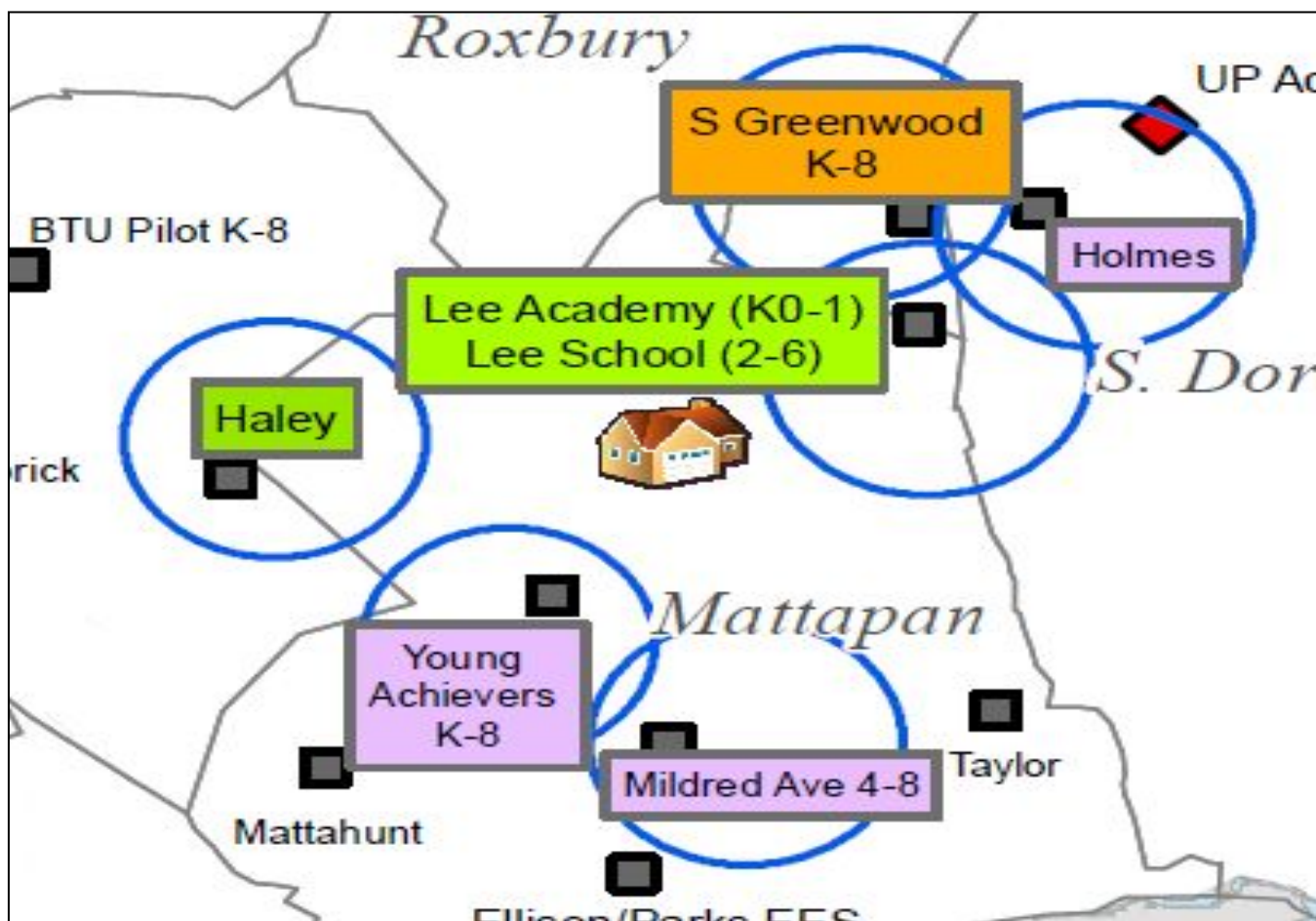
- Henderson (1)
- Philbrick (1)
- BTU K-8 (2)
- S. Greenwood (2)
- Taylor (2)
- Haley (3)
- Lee K-8 (3)

### Legend

- MCAS Tier 1
- MCAS Tier 2
- MCAS Tier 3
- MCAS Tier 4

**STEP FOUR:** Find the Three Closest Option Schools.

**STEP FIVE:** Find any schools with a 1-Mile Radius.



#### Running School List

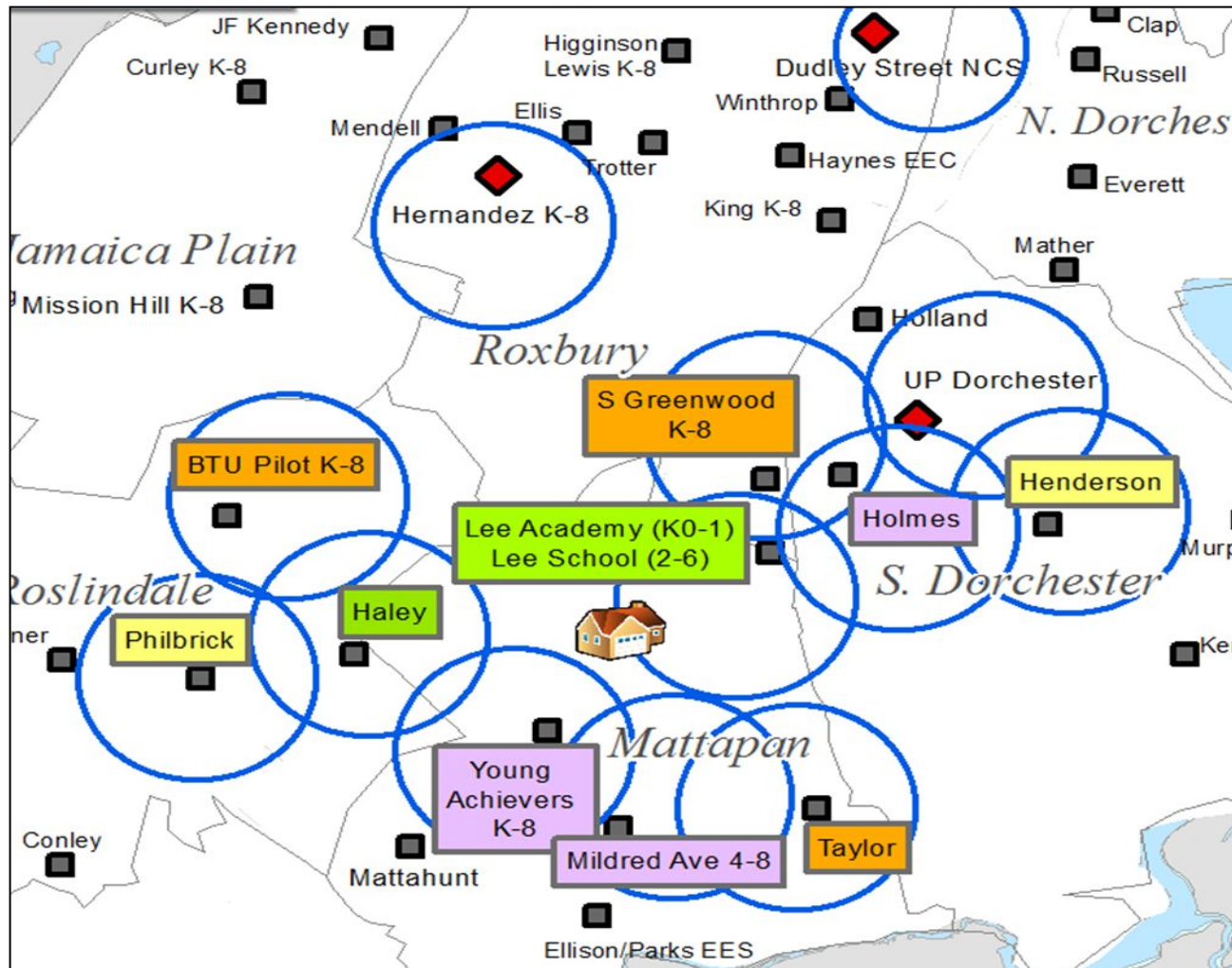
- Henderson (1)
- Philbrick (1)
- BTU K-8 (2)
- S. Greenwood (2)
- Taylor (2)
- Haley (3)
- Lee K-8 (3)
- Holmes (4)
- Young Achievers (4)
- Mildred Ave (4)

#### Legend

- |  |             |
|--|-------------|
|  | MCAS Tier 1 |
|  | MCAS Tier 2 |
|  | MCAS Tier 3 |
|  | MCAS Tier 4 |



# Final Results: 10 Home-Base Schools plus 3 City-Wide Schools.



## Running School List

- Henderson (1)
- Philbrick (1)
- BTU K-8 (2)
- S. Greenwood (2)
- Taylor (2)
- Haley (3)
- Lee K-8 (3)
- Holmes (4)
- Young Achievers (4)
- Mildred Ave (4)
- Hernandez (CW)
- UP Dorchester (CW)
- Dudley St (CW)

## Legend

- MCAS Tier 1
- MCAS Tier 2
- MCAS Tier 3
- MCAS Tier 4

# Planning for an Equity Analysis of Home-Based Assignment





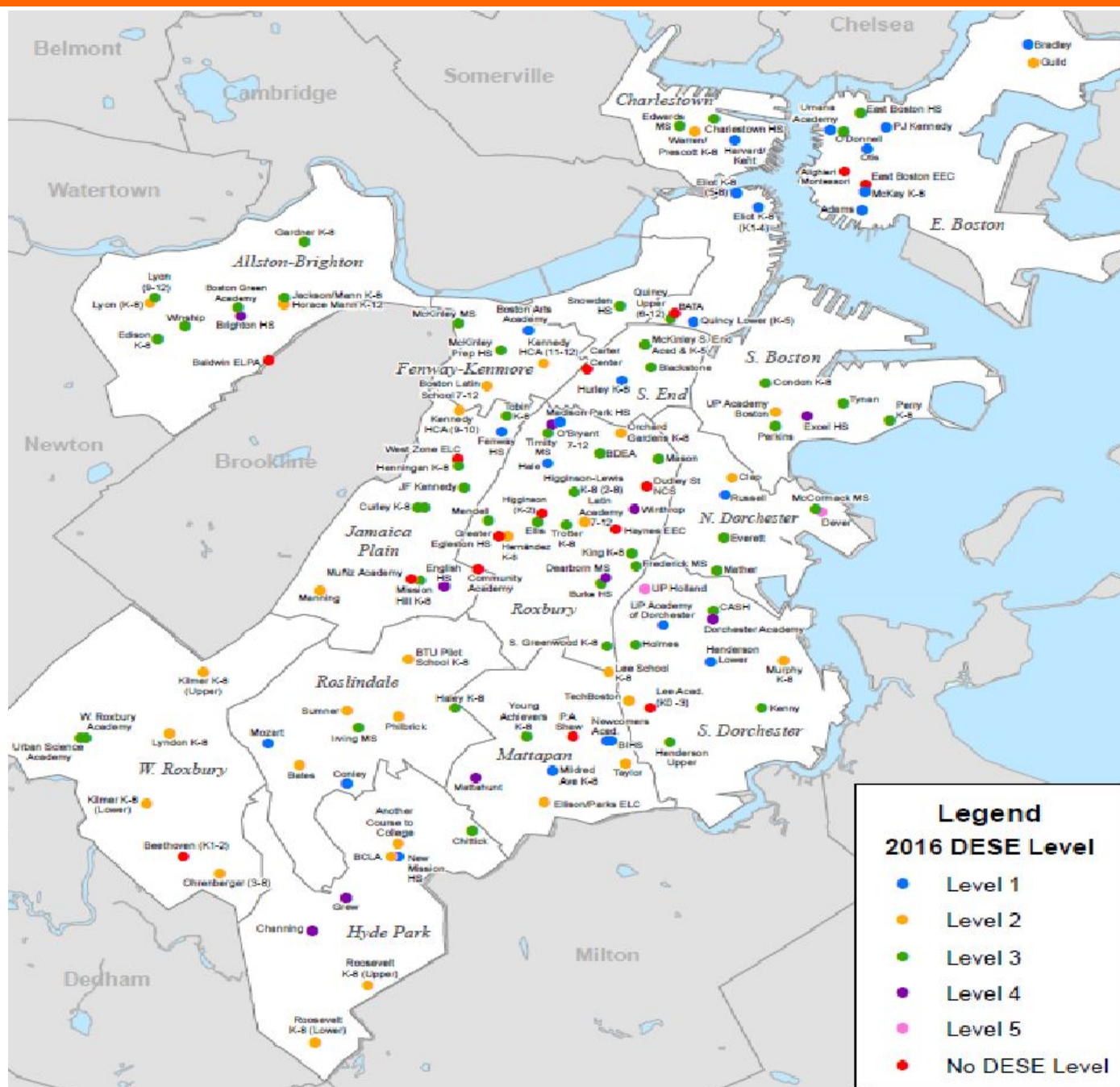
# Equity Analysis of Home-Based Assignment

- School Committee recommendation to create a subcommittee for Home-Based Assignment Equity Analysis
  - Members from OAG Task Force, SQWG II, Equity, OELL, Special Ed, Executive Cabinet
  - Tasks include:
    - Assist in the development of the RFP
    - Read RFP responses and weigh in on hiring consultant
- Preliminary Analysis and Oversight- Office of Engagement
- 2017 Consultant – requires creation of RFP and process to hire
- 2018 Consultant – full analysis
- Annual evaluation requirement

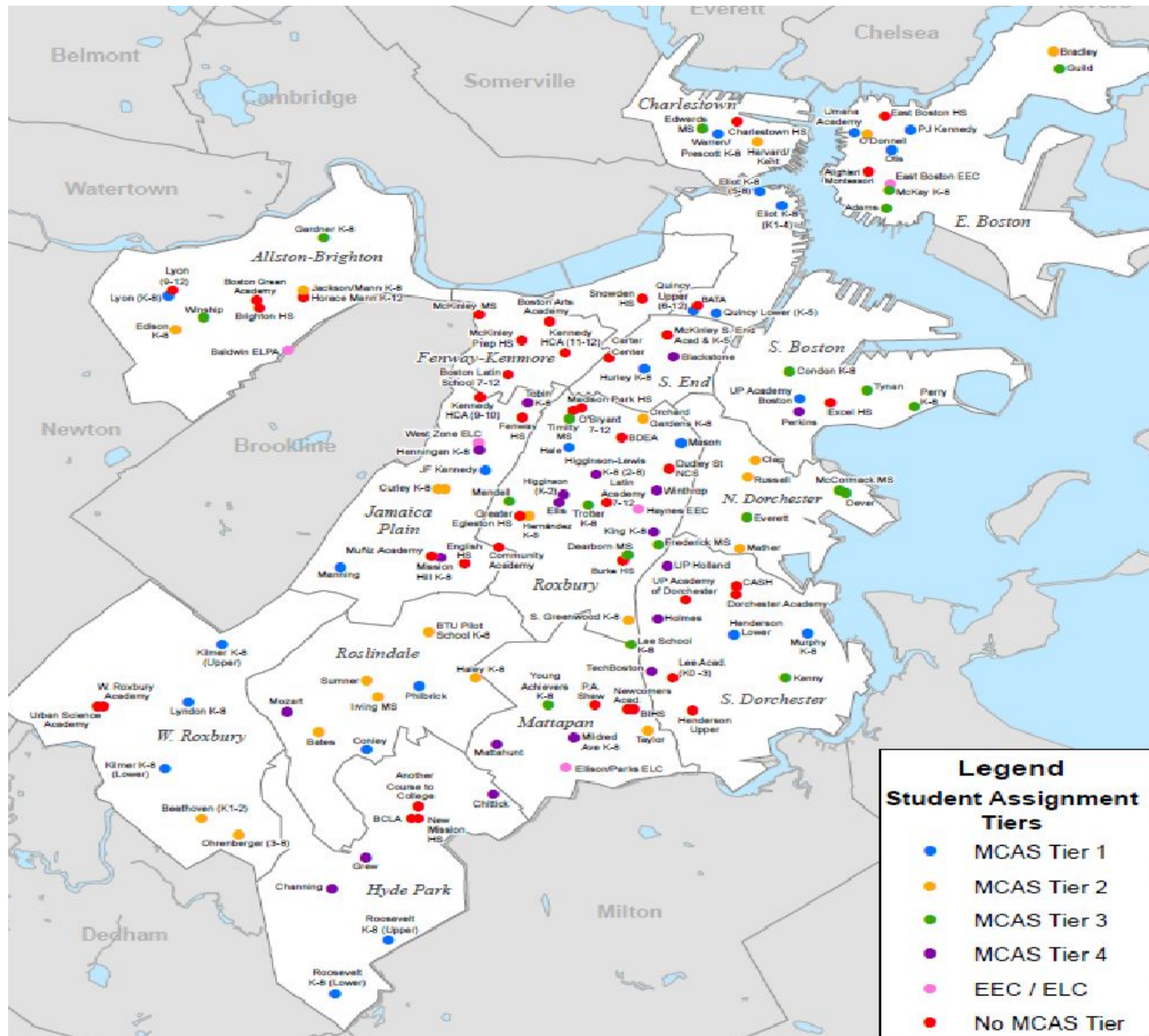
## Quality schools, quality seats, neighborhoods

- A large part of the equity issue is the poor distribution of quality schools:
  - Local attendance without spread of quality is a problem.
  - How do we define quality under Home-Based Assignment - is it Tier 1 and 2?
  - Where are the high quality seats by MCAS Tiers/DESE Levels & neighborhoods?

## 2016-2017 Schools by DESE Level and Neighborhood.



# 2016-2017 Schools by MCAS Tier and Neighborhood.



# Distribution of high quality schools/seats?

- Demographics
  - Race/Ethnicity
  - Socio-economic Status
  - Neighborhood (zip code)
  - # of high quality schools/seats in your area
  - Distance
- Subgroup analysis (Overlays- SPED, ELs, Middle Schools)
  - Disability
  - EL status
  - Specific language
  - Pathways

# Home-Based Assignment Implementation Questions

- How has distance impacted families' choice?
- Access versus entrance to high quality schools?
- How many open seats each year?
  - Where are the open seats?
  - By school?
  - By neighborhood?
  - By quality?
- How many students get their choices (1<sup>st</sup> and subsequent)?
- How many students are administratively assigned?
  - To which schools?
  - How many administratively assigned students stay in that school versus transfer?
- How has school diversity changed - are we more integrated or more segregated?



## Next Steps?

Feedback, comments, suggestions...

